

# Rumpelstiltskin



Conceived and Written by

**DON KUKLA**

Music by

**MICHAEL MCGILL**

Additional Music by

**DON KUKLA**

Arranged by

**MICHAEL MCGILL**

Copyright © 1993, 2003, 2006 **Don Kukla, Michael McGill & MCT, Inc**

**MISSOULA CHILDREN'S THEATRE (MCT, INC)**

200 North Adams Missoula, Montana 59802-4718

Phone 406-728-1911 Fax 406-721-0637

**All Rights Reserved**

All music, lyrics and dialogue contained herein are the property of MCT, Inc. and are fully protected by copyright.

Any and all changes to this material shall constitute a willful infringement of said copyright and will be subject to all criminal penalties and civil liabilities under the United States Copyright Act.

This material may not be duplicated, disseminated in any way, in whole or in part including electronic or digital transmission and posting on the Internet, or use for performances other than the current Missoula Children's Theatre production.

# 1 - Overture

CUE: Visual: House lights down

Music by Michael McGill

Piano

*ff* *mf*

5 Emin C Emin C

*p* *mf* *p*

11 Emin C

*ff* *p* *ff*

16 Slow E D Fast A D A

*mp* *mf*

1 - Overture

20 D/A D A A/E D E A D A

23 Bmin D A/C D A Bmin/D Bmin

26 Moderato E A D A D A D A7 D

*ff*

30 A7 D A7 D A9 D Bmin7 D

34 A7 D A7 D A D

37 A D

*Red.*

# 4 - Festival Time

Music by Michael McGill

CUE: Segue from #3


Guitar

Am D Am

Voice

The hills were cov-ered with flow-ers in bloom. The sky was bright and

Piano




D G C Am D

5

clear. The peo-ple of Spin-nov-cr laughed and danced. The Fest-i-val Time, the

Pno.




C Bm G

9

Fest-i-val Time, the Fest-i-val Time is here! So

Pno.



4 - Festival Time

13

C G Am G C Am F

Clap your hands and kick your heels, tell the world how good it feels to sing a song and spread good cheer

Pno.

16

G C G C C G

at this mag - ic time of year. Take one step in and one step out,

Pno.

19

Am G C Am F G C

all take hands and twirl a - bout to Sing a song and spread good cheer at this mag - ic time of year!

Pno.

22

Em Am Em Am

List - en! Can you hear the bells? Stop a mom - ent, Ah! the smells!

Pno.

4 - Festival Time

26    

Feel the bust - le in the air throw a - way your cares, and

26 Pno.

28       

clap your hands and kick your heels, tell the world how good it feels to sing a song and spread good cheer

28 Pno.

31      

at this mag - ic time of year! Take one step in and one step out,

31 Pno.

34     

all take hands and twirl a - bout to sing a song and spread good cheer

34 Pno.

4 - Festival Time

36     

at this mag - ic time of year! This Won - der - ful, Fan - ci - ful,

Pno.

39     

Mag - i - cal time of year.

Pno.

# 6 - Rumpelstiltskin

CUE: Segue from #5

Music by Michael McGill

Voice: Mis-chief will I do by day, un -  
 less, per - chance, my name they say. Rum - pel - stilt - skin! Rump - el - stilt - skin.  
 Na - ry will I get the blame, un - less they chance to guess my name. Rump - el - stilt - skin!

Piano: *ff* *mf* Play On Visual Cue  
 Pno.: *p* *mf*

Chords: Emin C Emin C  
 C G7 C G7 C G7 C

Detailed description of the musical score: The score is written in common time (C) and consists of three systems. The first system includes a voice line and a piano line. The piano line starts with a fortissimo (*ff*) dynamic and transitions to a mezzo-forte (*mf*) dynamic at the second measure, where it is marked 'Play On Visual Cue'. The second system continues the piano accompaniment, which becomes piano (*p*) in the final measure. The third system features a mezzo-forte (*mf*) piano accompaniment. Lyrics are aligned with the vocal line. Chord diagrams for guitar are provided below the piano line, corresponding to the chords Emin and C.

6 - Rumpelstiltskin

10 **G7** **C**

Rump - el - stilt - skin. Ya da da da Ya da da da Ya da da da Ya da da da.

Pno. *p* *ff*

13 **G7** **C** **Emin** **C**

Rump - el - stilt - skin! Rump - el - stilt - skin.

Pno. *p* *ff* *fff*

# 11 - Be Cheerful, Oh Be Cheerful

CUE: "...his merry melody Makers!"

Music by Michael McGill

The musical score is arranged in three systems. The first system (measures 1-3) features a voice line with lyrics "The mist up-on the heath - er, the sun-shine on the lane." and a piano accompaniment. The second system (measures 4-6) features a voice line with lyrics "Sad - ness knows you nev - er, bc cheer-ful Oh be cheer - ful! Sad - ness knows you nev - er, bc" and a piano accompaniment. The third system (measures 7-9) features a voice line with lyrics "cheer - ful chcer - ful a - - - gain!" and a piano accompaniment. The piano part includes a *rit.* marking at measure 7. Guitar chord diagrams are provided for the following chords: Amin, Am, G, Dm, Em, and Am.

**System 1 (Measures 1-3):**

Voice: The mist up-on the heath - er, the sun-shine on the lane.

**System 2 (Measures 4-6):**

Voice: Sad - ness knows you nev - er, bc cheer-ful Oh be cheer - ful! Sad - ness knows you nev - er, bc

**System 3 (Measures 7-9):**



Voice: cheer - ful chcer - ful a - - - gain!

Piano: *rit.*

# 13 - What's Your Boast?

Music and Lyrics  
Don Kukla & Michael McGill

CUE: On with the contest!"

Voice 1:  That  
 Voice 2:  Hey Non-ny non-ny tell us what's your boast!  
 Piano: *ff*  *mp* Vamp 'til cue "What's your boast?"  
 Chords: D A7 DA7D A D A D A7 D A7 D

(wait for stomp on downbeat)

1: *a tempo*  on a dare from my bro - ther 'twas just the o - ther day That  
 2: *a tempo*   
 Pno.: *a tempo*  Chords: D A7 D

13 - What's Your Boast

6

1 *rit.*  
in one sit - ting I near - ly ate an en - ti - re bale of hay!

2 *rit.*  
An en -

Pno. *Slowly with the voices* *rit.*  
D A7 D/A D

8

1 Yes, near - ly

2 ti - re bale of hay? Yes, near - ly That

Pno. *rit.*  
D G/C# D Bmin7 D

10

2 in one sit - ting he near - ly ate an en - ti - re bale of hay!

Pno. *rit.*  
A7 D A7 D

13 - What's Your Boast

12 *rit.* *a tempo*

1 While I was wan-der-ing hith - er I

2 *rit.* *a tempo*

Hey Non-ny non-ny tell us what's your boast!

Pno. *mp* Vamp 'til cue "What's your boast?" *rit.* *a tempo*

D A D A D A *rit.* D A7 D A

15

1 saw a pile of rocks And lif - ted onc hi - gh o - ver my head 'twas

2

Pno. D A

17 *rit.*

1 rough - ly the size of an ox! Yes,

2 *rit.* 'Twas rough - ly the size of an ox?

Pno. *rit.* D A D G/C# D

13 - What's Your Boast

*a tempo*

19

1 *rough-ly*

2 Yes, rough-ly He lift - ed one hi - gh o - ver his head 'twas

19 Bmin7 D A

Pno.

21

1

2 rough - ly the siz of an ox!

21 D A7 D A D A

Pno. *mp*  
Vamp 'til cue "What's your boast?"

23

1 *rit.* *a tempo*  
While plow-ing in the mea-dow my poor old horse went down So I

2 *rit.* *a tempo*  
Hey Non-ny non-ny tell us what's your boast!

23 D A7 *rit.* A7 D *a tempo* A D

Pno. *rit.* *a tempo*

13 - What's Your Boast

26

1 pret - ty much put that beast on my back and car - ried it in - to town! *rit.*

2 *rit.* And

Pno. 26 A D/A A D *rit.*

28

1 Pretty mu - ch

2 car - ried it in - to town? Pretty mu - ch He

Pno. 28 G/C# D Bmin7 D

30

2 pret - ty much put that beast on his back and car - ried it in - to town!

Pno. 30 A D A D

13 - What's Your Boast

32 *rit.*

1 *rit.*

2 *rit.*

Hey Non - ny non - ny tell us what's your boast!

32 *mp*  
Vamp 'til cue "What's your boast?" *rit.*

D A D A D A D *rit.* A7 D

34 *a tempo*

1 *a tempo*

2 *a tempo*

atc some fig-gy pud - ding, My! But it was hot! To quench mythirst so-me wa - ter I drank 'bout a

34 *a tempo* A D A

*a tempo*

37 *rit.*

1 *rit.*

2 *rit.*

bar - rel be-lieve it or not! A -

'Bout a bar - rel be-lieve it or not?

37 *rit.* D A D D G/C# D

*rit.*

13 - What's Your Boast

*a tempo*

1

2

Pno.

39

bout!

*a tempo*

A - bout! To quench his thirst some wa - ter he drank 'bout a

39 Bmin7 D A7

*a tempo*

1

2

Pno.

41

bar - rel be-lieve it or not! Hey Non - ny non - ny tell us what's

41 D A D A7 D

1

2

Pno.

43


your boast?!

43 A D

# 17 - A Gnome is Truthful & Cheerless!

CUE: "What do you mean, pray, tell!"


Music and Lyrics  
Don Kukla & Michael McGill

Emin  = 108

Voice

Vrs 1, 3 A Gnome is har-dy and strong - we work the whole day through and  
Vrs 2 Gnomes we have our good points Too ma-ny to write down, but

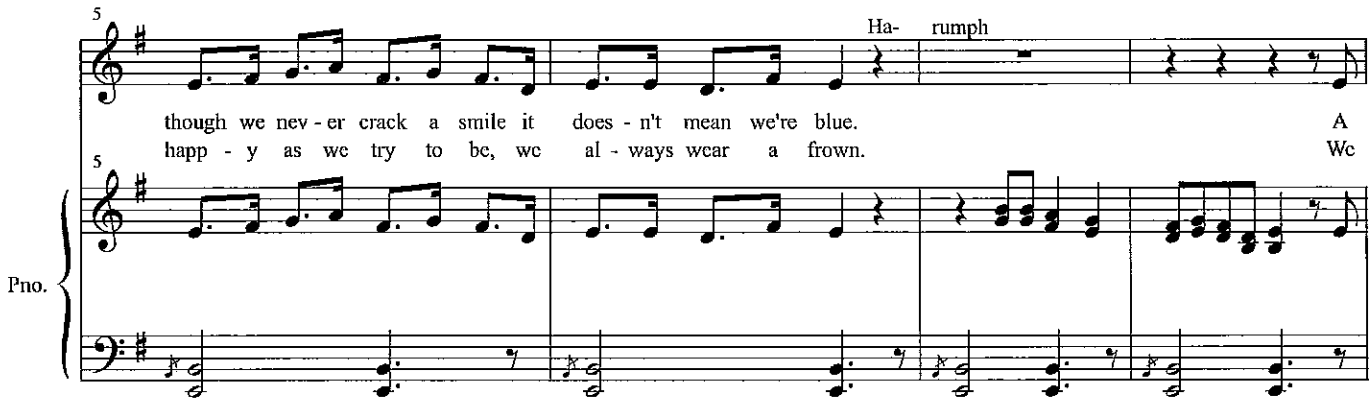
Piano



5 Ha- rumph

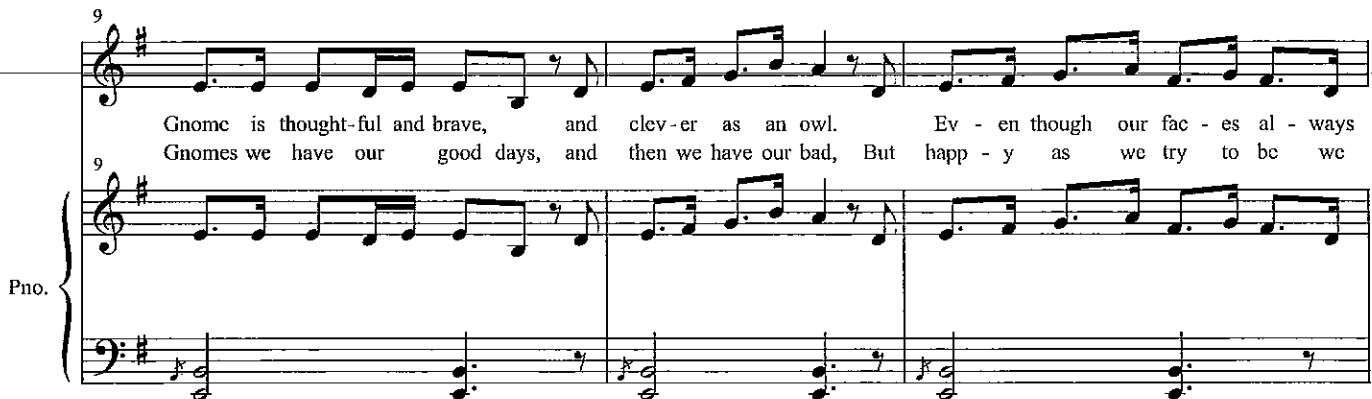
though we nev-er crack a smile it does - n't mean we're blue. A  
happ - y as we try to be, we al - ways wear a frown. We

Pno.



9 Gnome is thought-ful and brave, and clev-er as an owl. Ev - en though our fac - es al - ways  
9 Gnomes we have our good days, and then we have our bad, But happ - y as we try to be we

Pno.



17 - A Gnome is Truthful & Cheerless

12

seem to wear a scowl. We  
al - ways end up up sad.

Pno.

15

must o-bey our mot - to, the Gnome's most sol - emn creed! T'was writt - en oh so long a-go its

Pno.

18

Ha - rumph!

Spoken: This mu' be true:  
a gnome is truthful and cheerless...

words are what we heed:

Pno.

21

third time Jump to Coda

Pno.

17 - A Gnome is Truthful & Cheerless

24

Pno.

27

We  
repeat twice

29

*rit.*

# 19 - Remember She's a Lady

Music and Lyrics  
Don Kukla & Michael McGill

CUE: "...rules of good etiquette. For exemple..."

Moderato *rit.* *a tempo*

Voice

Re - mem - ber she's a la - dy  
Re - mem - ber speak not loud - ly.

Piano

*ff* C F G7 *rit.* C *mp a tempo* G7 C

4

Al - ways treat her kind - ly. Think of her as fond - ly as your own mo - ther dear.  
Ne - ver course or crass - ly. Talk - ing curt or smug - ly is not the knight - ly way.

Pno.

G7 C F C/E G7/D C G7/B G7/F G

7

Try to serve her proud - ly. Whe - ther plain or love - ly, and know her in - ner beau - ty  
Try not to be nast - y. Whi - ther nor act brash - ly, a - void all that is ug - ly, and be

Pno.

C G7 C G7 C F C

19 - Remember She's a Lady

10 *rit.*

1st ending *rit.* 2nd ending *rit.*

tru - ly lies right here.  
gen - tle in your stay.

Pno. *G7sus2* *G* *C* *ff* *F* *G7<sup>rit.</sup>* *C* *ff* *F* *G7<sup>rit.</sup>* *C*

15 *a tempo*

*p* *a tempo* *G7* *C* *G7* *C* *F* *C/E* *G7/D* *C* *G7/D* *D/F#* *G* *C* *G7* *C*

20 *rit.* **Twice as Fast**

20 *rit.* Re - mem - ber she's a la - dy.  
Re - mem - ber speak not loud - ly.

Pno. *G7* *C* *F* *C* *G7/D* *G* *C* *G* *C*

24 Al - ways treat her kind - ly. Think of her as fond - ly as your own mo - ther dear.  
Ne - ver course or crass - ly. Talk - ing curt or smug - ly is not the knight - ly way.

Pno. *G7* *C* *F* *C* *G7/D* *C* *D* *D/F#* *G*



19 - Remember She's a Lady

39 C G7 C G7 C

Try to serve her COOK - IES? Whe - ther plain or FROST - ED, and  
 Try not to be JUMP - Y, Whi - ther nor or act LUM - PY, A - - -

Pno.

41 F C G7sus2 G C F G7 C

know her in - ner BEAU - TY, 2nd time only tru - ly lies right here.  
 void all that is LAD - IES and be gent - le in your stay.

1st ending rit.

Pno.

45 2nd ending rit.

45 C F G G7 C rit. G C

ff rit. rit.

Pno.

# 23 - Busy Busy Bees

Music by Michael McGill

Moderato

Voice 1  
 Bees. Bees. Bus - y Bees. Bus - y Bus - y Bus - y Bees.

Piano  
*mp*

---

1 They bum - ble here, they bum - ble there.

2 Bees

7 Bus - y Bus - y Bus - y Bees. Bus-y Bus-yBees.

Pno.

---

1 Now they're bum-bling ev - 'ry-where. Bu - sy bu - sy bu - sy bu - sy

2

11 Bu - sy Bu - sy Bees.

Pno.

23 - Busy Busy Bees

14 C/E G C C/G C C/E G/D

1 bu - sy bu - sy bees. They

2 Bu - sy Bu - sy Bu - sy Bu - sy Bu - sy Bu - sy Bees. Aaaah!

Pno.

17 F C/E G9/D C F C/E

1 buzz a - round the moats and tow - ers. They zip, they stop and smell the flow - ers. Aaaah!

2 Bu - sy Bu - sy Bees. and smell the flow - ers.

Pno. Adagio

20 G9/D G9 C

1 Bu - sy Bu - sy Bees. Bees. Bees. Bu - sy Bees.

2 Bu - sy Bu - sy Bees. Bu - sy Bu - sy Bees.

Pno. *a tempo*

Detailed description: This is a musical score for the song 'Busy Busy Bees'. It consists of three systems of music. Each system includes a vocal line (staves 1 and 2) and a piano accompaniment (Pno., staves 3 and 4). The first system starts at measure 14 and includes guitar chords C/E, G, C, C/G, C, C/E, and G/D. The second system starts at measure 17 and includes guitar chords F, C/E, G9/D, C, F, and C/E. The piano part in the second system includes the instruction 'Adagio'. The third system starts at measure 20 and includes guitar chords G9/D, G9, and C. The piano part in the third system includes the instruction 'a tempo'. The lyrics are: 'bu - sy bu - sy bees. They', 'buzz a - round the moats and tow - ers. They zip, they stop and smell the flow - ers. Aaaah!', 'Bu - sy Bu - sy Bees. and smell the flow - ers.', and 'Bu - sy Bu - sy Bees. Bees. Bees. Bu - sy Bees.'.

23 - Busy Busy Bees

25

1

2

Pno.

25 Bees. Bees. Bu - sy Bees.

C/G C C/E G/D C C/G

30

Pno.

C C/E G/D F C/E G9/D C F C/E G9/D C

35

1

2

Pno.

35 Bees. Bees. Bu - sy Bees. Bu - sy Bu - sy Bu - sy Bees.

C/G C G/D C

Bu - sy Bu - sy

23 - Busy Busy Bees

40

C/E G/D F C/E G9/D C

1 They buzz all day, rain or sun - ny, and

2

Pno. 40 Bu - sy Bees. Bu - sy Bu - sy Bees.

43

F C/E G9 C C/G C C/E G/D

1 all they do it for their Hon-ey. Bu - sy Bu - sy Bu - sy Bu - sy Bu - sy Bu - sy Bees.

2

Pno. 43 Hon-ey Hon-ey Bees.

47

C C/G C C/E G/D F C/E

1 They buzz a - round the moats and tow - ers.

2

Pno. 47 Bu - sy Bu - sy Bu - sy Bu - sy Bu - sy Bu - sy Bees.

Detailed description: This is a musical score for the song 'Busy Busy Bees'. It consists of three systems of music. Each system includes a guitar part with chords and fingerings, two vocal lines (1 and 2), and a piano accompaniment (Pno.) with treble and bass clefs. The first system (measures 40-42) has chords C/E, G/D, F, C/E, G9/D, and C. The lyrics are 'They buzz all day, rain or sun - ny, and'. The piano part has a melody 'Bu - sy Bees.' and accompaniment 'Bu - sy Bu - sy Bees.'. The second system (measures 43-45) has chords F, C/E, G9, C, C/G, C, C/E, and G/D. The lyrics are 'all they do it for their Hon-ey. Bu - sy Bu - sy Bu - sy Bu - sy Bu - sy Bu - sy Bees.'. The piano part has a melody 'Hon-ey Hon-ey Bees.'. The third system (measures 47-49) has chords C, C/G, C, C/E, G/D, F, and C/E. The lyrics are 'They buzz a - round the moats and tow - ers.'. The piano part has a melody 'Bu - sy Bu - sy Bu - sy Bu - sy Bu - sy Bu - sy Bees.'.

23 - Busy Busy Bees

50

G9/D C F C/E G9/D G9 C

1 They zip, they stop and smell the flow - ers Aaaah!

2 Aaaah!

50 Bu - sy Bu - sy Bees. // and smell the flow - ers. Bu - sy Bu - sy Bees.

Pno. Adagio a tempo

53

1 Bu - sy Hon - ey Bees. Bees. Bccs.

2

53 Bu - sy Hon - ey Bees.

Pno.

56

1 Bu - sy Bu - sy Bccs!

2

56 Bccs. Bccs. Bu - sy Bu - sy Bees!

Pno.



44 - Finale Time

10

at this mag - ic time of year. This wond - er-ful, fanc - i-ful,

Pno.

13

mag - i - cal time of year!

Pno.